



Total Solution Provider in Saw Device

SA1695AM

Wireless, RF SAW Filter
Revision 0: December 2008



- Electrical Characteristics
 - Package Dimensions
 - Testing Environment
 - Frequency Characteristics
-

SAWNICS Inc.

460 Cheonheung-ri, Seonggeo-eup, Cheonan-si, Chungcheongnam-do, 330-836 / Korea.
Tel: +82 41 550 9372 / Fax: +82 41 550 9399 / www.sawnics.com

□ Electrical Characteristics

Maximum Ratings

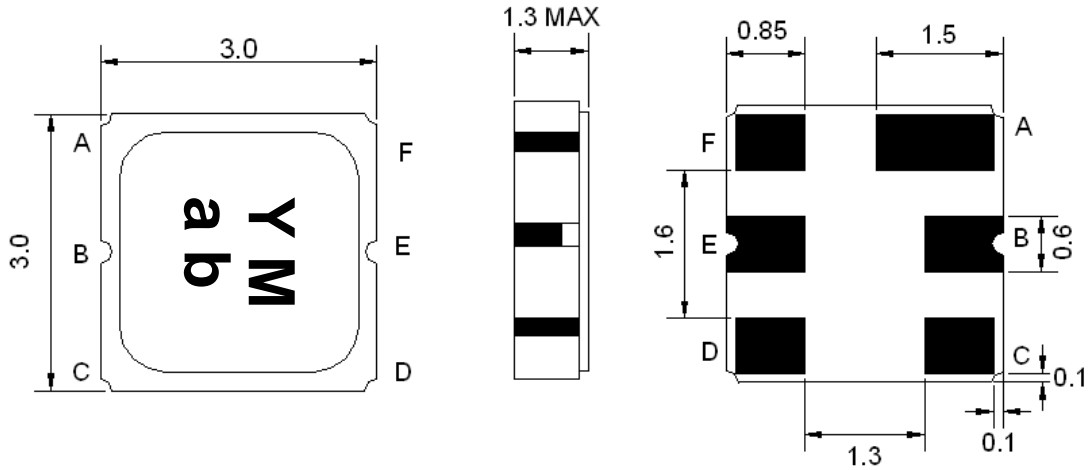
| Parameters Description | Unit | Minimum | Typical | Maximum |
|--|-----------------|---------|-----------|---------|
| Operating Temperature Range | °C | -30 | - | +80 |
| Storage Temperature Range | °C | -40 | - | +85 |
| Maximum DC Voltage | V | - | - | 0 |
| Maximum Input Power | dBm | - | - | 10 |
| Source Impedance (single ended) ⁽¹⁾ | Ω | - | 50 | - |
| Load Impedance (single ended) ⁽¹⁾ | Ω | - | 50 | - |
| Package type & size | M | | | |
| Length x Width | mm ² | - | 3.0 x 3.0 | - |
| Height | mm | - | - | 1.3 |

Electrical Specification

| Parameters Description | Unit | Minimum | Typical | Maximum |
|---|-------------------|---------|---------|---------|
| Center Frequency (Fo) | MHz | - | 1695.0 | - |
| Insertion Loss within 1665.0 ~ 1725.0 MHz | dB | - | 2.9 | 3.3 |
| Amplitude Ripple within 1665.0 ~ 1725.0 MHz | dB _{p-p} | - | 0.5 | 1.0 |
| Attenuation: | | | | |
| 1300.0 ~ 1550.0 MHz | dB | 25 | 28 | - |
| 1850.0 ~ 1915.0 MHz | dB | 30 | 38 | - |
| 1915.0 ~ 2000.0 MHz | dB | 25 | 33 | - |
| VSWR within 1665.0~1725.0 MHz | - | - | 1.3 | 2.0 |

Notes : (1) No Matching Network (Ref. Testing Environment Circuit as shown below).

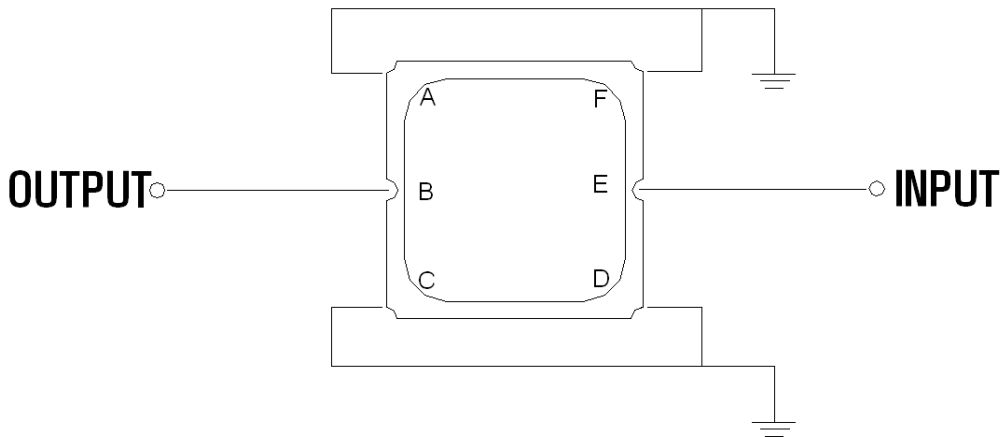
Package Dimensions



| Marking Descriptions | |
|----------------------|----------------------|
| Y | Wireless Application |
| M | Series Number |
| a | Date Code(Year) |
| b | Date Code(Month) |

| Pin Description | |
|-----------------|-----------|
| A, C, D, F | Ground |
| E | In or Out |
| B | Out or In |

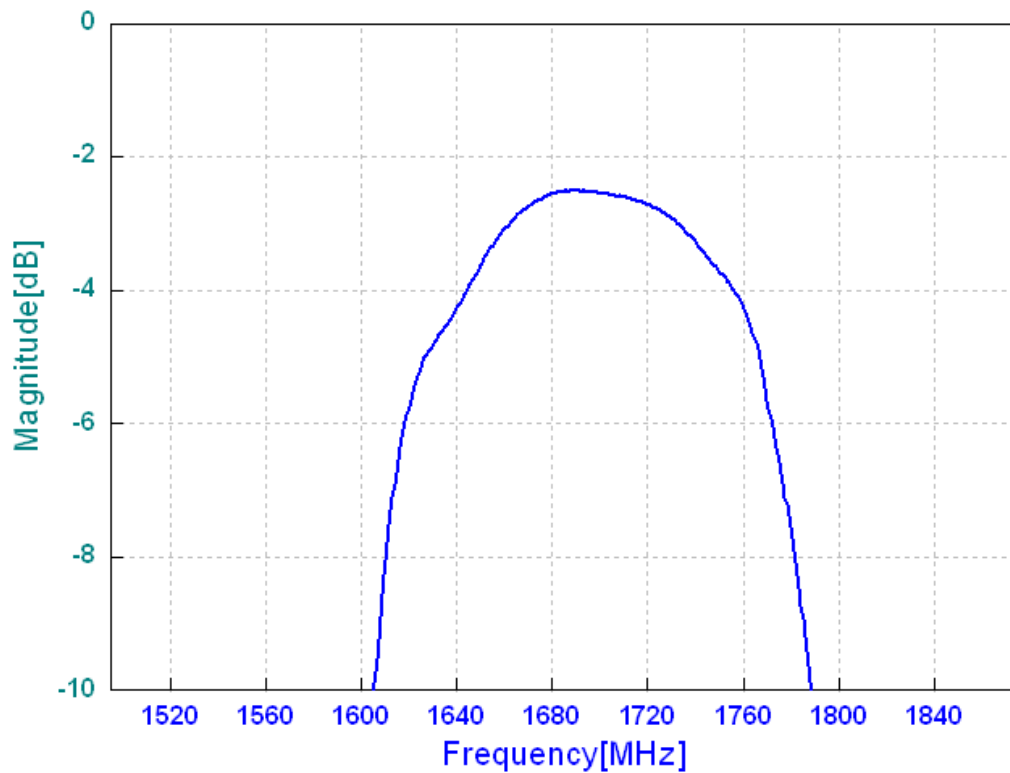
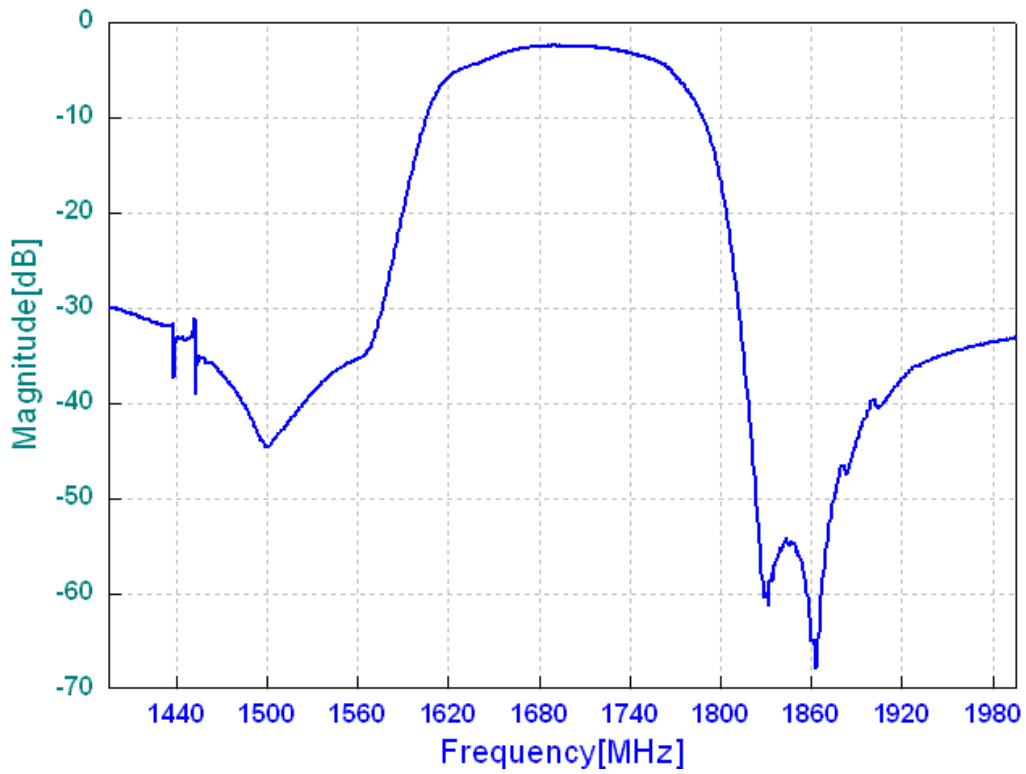
Testing Environment



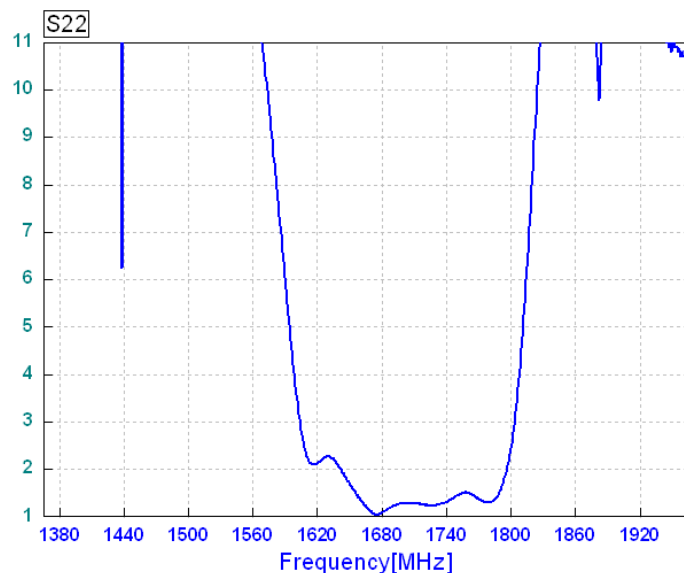
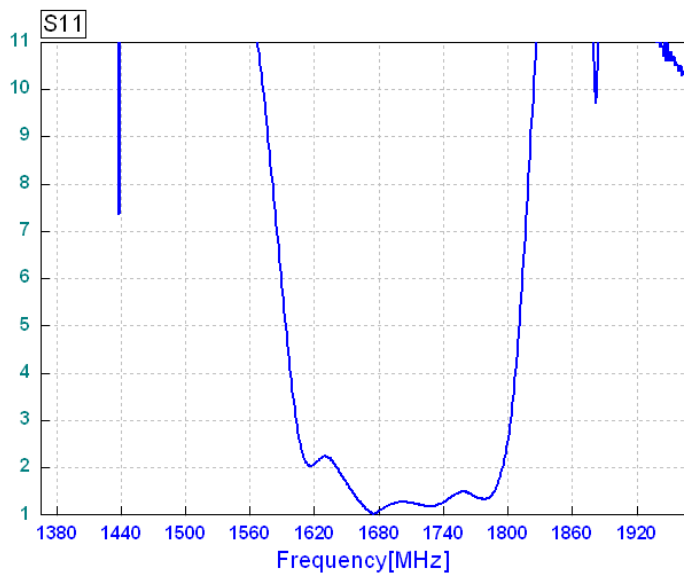
Source & Load Impedance: 50 Ω

□ Frequency Characteristics

Frequency Response



VSWR



Smith Chart

